

#1238



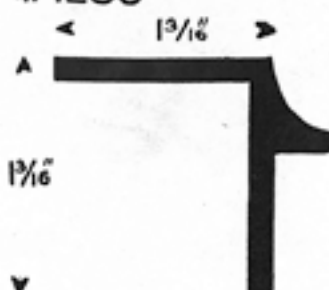
0.74 Lb.

#1239



0.6 Lb.

#1230



1.21 Lb.

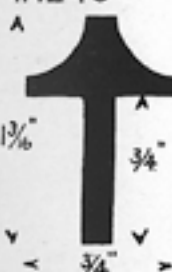
#1232



1.21 Lb.

Section No. 1240 to be used as muntin bar.

#1240



1.00 Lb.

#1241



0.82 Lb.

#1045



0.63 Lb.

#1047



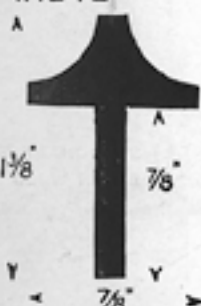
1.05 Lb.

#1048



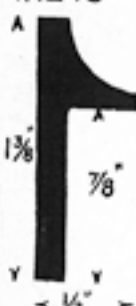
1.35 Lb.

#1242



1.27 Lb.

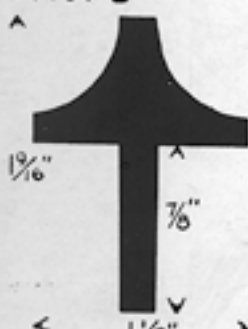
#1243



0.95 Lb.

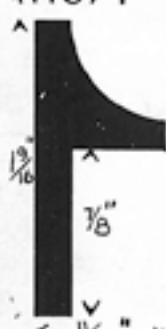
SKYLIGHT BARS

#1073



1.95 Lb.

#1074



1.45 Lb.

#1106



1.7 Lb.

#1114



1.39 Lb.

We call attention particularly to the GREATER LENGTH of the RIB, allowing for more efficient fastening of glass stops; a great advantage over sections previously available.

While only one size of skylight bar is carried in stock for immediate shipment, we can, on short notice, supply larger sizes and different designs. If interested, ask for suggestions.