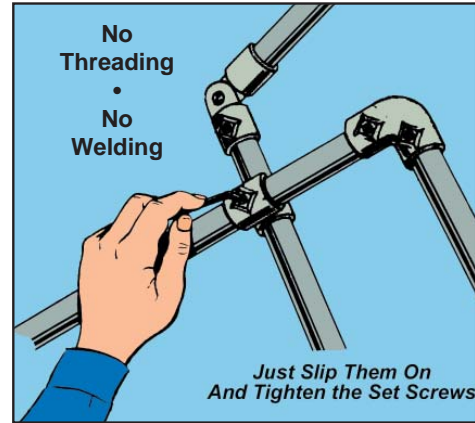


## Aluminum Slip-On Pipe and OD Tube Fittings Slip-On Pipe and Tubular Fittings for Railings, Racks and Other Assemblies.

Build storage racks in half the time. Built in bracing assures you of the safest construction with smooth, rounded connections.

Slip fittings over pipe or OD tube to assemble railings, racks or other products. Fittings are easily secured with a set screw and do not require welding or threading.

Fittings are cast from aluminum alloy 535.2, ASTM B 26 with a tumbled finish. Set screws are plated steel. Type 304 stainless steel set screws – Part numbers **9538-2** and **9537** – are available upon request. Bolts are zinc plated steel.



• Denotes part shown in photograph.

Refer to pages 162 to 163 for Splice Locks and pages 142 to 151 for Brackets.

BRACKETS

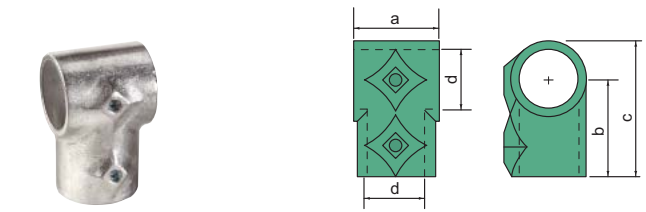
WELD FITTINGS

ELBOWS

FLANGES

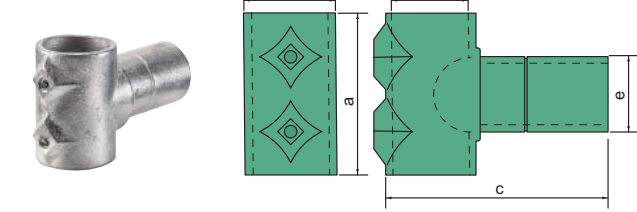
SPHERES CAPS

SLIP-ON FITTINGS



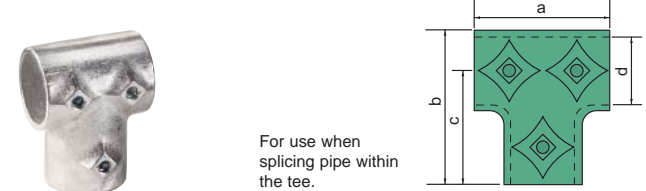
### ECONOMY TEE

Pipe Size	Tube OD	a	b	c	d	Aluminum
3/4"	1.050"	1 1/2"	1 5/8"	2 5/16"	1 1/16"	<b>DA100-1</b>
1"	1.315"	1 3/4"	2 3/8"	3 1/16"	1 5/16"	<b>DA100-2</b>
1 1/4"	1.660"	2 1/4"	2 5/8"	3 5/8"	1 11/16"	<b>DA100-3*</b>
1 1/2"	1.900"	2 3/4"	2 13/16"	4"	1 15/16"	<b>DA100-4</b>



### SWIVEL TEE

Pipe Size	Tube OD	a	b	c	d	e	Aluminum
1 1/4"	1.660"	2 7/8"	2"	4 5/8"	1 11/16"	1 5/8"	<b>DA101-3*</b>
1 1/2"	1.900"	2 5/8"	2 5/16"	5 3/16"	1 15/16"	1 1/8"	<b>DA101-4</b>



For use when splicing pipe within the tee.

### JOINING TEE

Pipe Size	Tube OD	a	b	c	d	Aluminum
3/4"	1.050"	2 1/4"	2 5/16"	1 5/8"	1 1/16"	<b>DA102-1</b>
1"	1.315"	2 3/4"	3 1/16"	2 3/8"	1 5/16"	<b>DA102-2</b>
1 1/4"	1.660"	2 3/4"	3 3/8"	2 3/8"	1 11/16"	<b>DA102-3*</b>
1 1/2"	1.900"	3"	4"	2 13/16"	1 5/16"	<b>DA102-4</b>
2"	2.375"	4 1/16"	5"	3 3/16"	2 7/16"	<b>DA102-5</b>

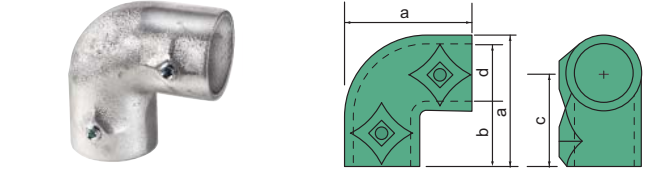


### ADJUSTABLE TEE OR BRANCH FITTING (One DA125, One DA130)

Pipe Size	Tube OD	Aluminum
3/4"	1.050"	<b>DA103-1</b>
1"	1.315"	<b>DA103-2</b>
1 1/4"	1.660"	<b>DA103-3*</b>
1 1/2"	1.900"	<b>DA103-4</b>

### ADJUSTABLE ELBOW (Two DA125)

Pipe Size	Tube OD	Aluminum
3/4"	1.050"	<b>DA106-1</b>
1"	1.315"	<b>DA106-2</b>
1 1/4"	1.660"	<b>DA106-3*</b>
1 1/2"	1.900"	<b>DA106-4</b>



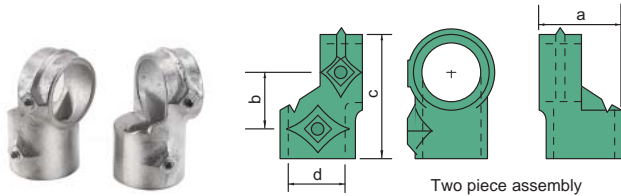
### ELBOW

Pipe Size	Tube OD	a	b	c	d	Aluminum
3/4"	1.050"	2 5/16"	2 5/32"	1 5/8"	1 1/16"	<b>DA105-1</b>
1"	1.315"	3"	2 27/32"	2 3/16"	1 5/16"	<b>DA105-2</b>
1 1/4"	1.660"	2 1/2"	3 1 1/32"	2 1/2"	1 11/16"	<b>DA105-3*</b>
1 1/2"	1.900"	3 1/16"	3 1 1/32"	2 13/16"	1 5/16"	<b>DA105-4</b>
2"	2.375"	5"	4 27/32"	3 3/8"	2 7/16"	<b>DA105-5</b>



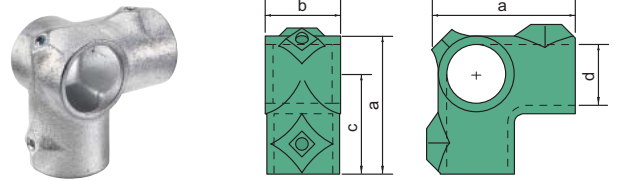
### CROSS

Pipe Size	Tube OD	a	b	d	Aluminum
3/4"	1.050"	1 1/2"	3 3/8"	1 1/16"	<b>DA110-1</b>
1"	1.315"	1 7/8"	4 1/2"	1 5/16"	<b>DA110-2</b>
1 1/4"	1.660"	2 1/4"	5 1/4"	1 11/16"	<b>DA110-3*</b>
1 1/2"	1.900"	2 5/16"	5 9/16"	1 15/16"	<b>DA110-4</b>
2"	2.375"	3 3/16"	5 9/16"	2 7/16"	<b>DA110-5</b>



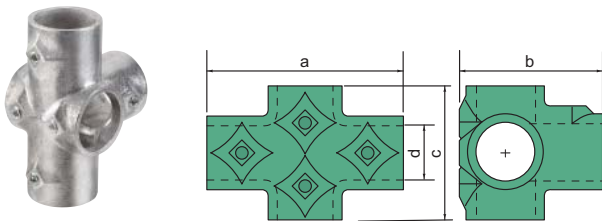
**ADJUSTABLE CROSS** Patent # D188,526

Pipe Size	Tube OD	a	b	c	d	Aluminum
3/4"	1.050"	1 1/2"	1 15/16"	1 11/16"	1 1/16"	<b>DA111-1</b>
1"	1.315"	1 1/16"	2 1/4"	3 3/16"	1 5/16"	<b>DA111-2</b>
1 1/4"	1.660"	2 1/8"	2 9/16"	3 11/16"	1 11/16"	<b>DA111-3*</b>
1 1/2"	1.900"	2 7/8"	2 3/16"	4 1/16"	1 5/16"	<b>DA111-4</b>



**SIDE OUTLET TEE**

Pipe Size	Tube OD	a	b	c	d	Aluminum
3/4"	1.050"	2 7/16"	1 3/8"	1 5/8"	1 1/16"	<b>DA115-1</b>
1"	1.315"	3 3/16"	1 13/16"	2 1/4"	1 5/16"	<b>DA115-2</b>
1 1/4"	1.660"	3 13/16"	2 3/16"	2 5/8"	1 11/16"	<b>DA115-3*</b>
1 1/2"	1.900"	1 1/16"	2 3/16"	2 3/4"	1 5/16"	<b>DA115-4</b>



**SIDE OUTLET CROSS**

Pipe Size	Tube OD	a	b	c	d	Aluminum
3/4"	1.050"	3 7/16"	2 1/2"	2 3/8"	1 1/16"	<b>DA120-1</b>
1"	1.315"	4 1/2"	3"	2 5/8"	1 5/16"	<b>DA120-2</b>
1 1/4"	1.660"	5 5/16"	3 3/4"	2 3/4"	1 11/16"	<b>DA120-3*</b>
1 1/2"	1.900"	5 5/16"	3 3/4"	5 5/16"	1 5/16"	<b>DA120-4</b>

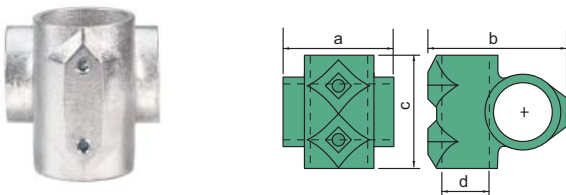


**SIDE OUTLET ELBOW WITH PLUG**

Pipe Size	Tube OD	Aluminum
3/4"	1.050"	<b>DA115P-1</b>
1"	1.315"	<b>DA115P-2</b>
1 1/4"	1.660"	<b>DA115P-3*</b>
1 1/2"	1.900"	<b>DA115P-4</b>

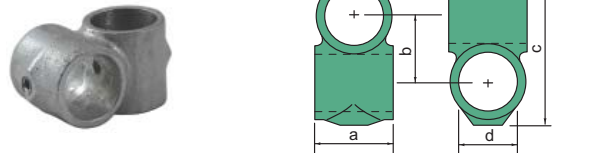
**SWIVEL CROSS**  
(One DA101, one DA201)

Pipe Size	Tube OD	Aluminum
1 1/4"	1.660"	<b>DA250-3*</b>
1 1/2"	1.900"	<b>DA250-4</b>



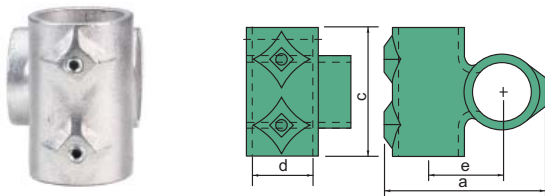
**CROSSOVER**

Pipe Size	Tube OD	a	b	c	d	Aluminum
3/4"	1.050"	2 7/8"	2 1/4"	2 1/4"	1 1/16"	<b>DA200-1</b>
1"	1.315"	2 3/4"	3 1/2"	2 3/4"	1 5/16"	<b>DA200-2</b>
1 1/4"	1.660"	3 1/4"	4 3/16"	3 1/4"	1 11/16"	<b>DA200-3*</b>
1 1/2"	1.900"	3 1/2"	4 7/8"	3 1/2"	1 5/16"	<b>DA200-4</b>



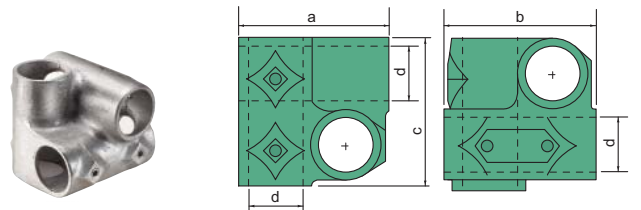
**CROSSOVER**

Pipe Size	Tube OD	a	b	c	d	Aluminum
3/4"	1.050"	2 7/8"	2 1/4"	2 1/4"	1 1/16"	<b>DA200X-1</b>
1"	1.315"	2 3/4"	3 1/2"	2 3/4"	1 5/16"	<b>DA200X-2</b>
1 1/4"	1.660"	2 5/16"	4 3/16"	2 5/16"	1 11/16"	<b>DA200X-3*</b>
1 1/2"	1.900"	3 1/2"	4 7/8"	3 1/2"	1 5/16"	<b>DA200X-4</b>



**MODIFIED CROSSOVER**

Pipe Size	Tube OD	a	c	d	e	Aluminum
1 1/4"	1.660"	4"	3 1/4"	1 11/16"	1 7/8"	<b>DA201-3*</b>
1 1/2"	1.900"	4 1/4"	3 3/16"	1 15/16"	2"	<b>DA201-4</b>



**RACK KING**

Pipe Size	Tube OD	a	b	c	d	Aluminum
3/4"	1.050"	2 7/8"	2 7/8"	2 7/8"	1 1/16"	<b>DA300-1</b>
1"	1.315"	3 3/8"	3 3/8"	3 3/8"	1 5/16"	<b>DA300-2</b>
1 1/4"	1.660"	3 7/8"	3 7/8"	3 7/8"	1 11/16"	<b>DA300-3*</b>
1 1/2"	1.900"	4 3/4"	4 3/4"	4 3/4"	1 5/16"	<b>DA300-4</b>

\* Denotes part shown in photograph.

BRACKETS

WELD FITTINGS

ELBOWS

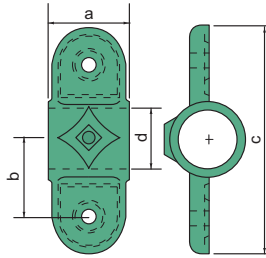
FLANGES

SPHERES CAPS

SLIP-ON FITTINGS

• Denotes part shown in photograph.

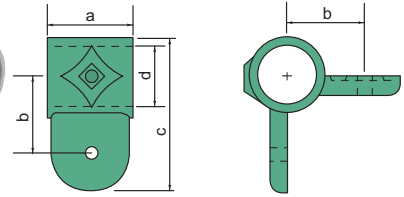
BRACKETS



WELD FITTINGS

**DOUBLE SWIVEL**

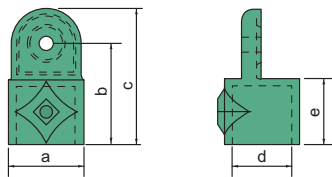
Pipe Size	Tube OD	a	b	c	d	Aluminum
1 1/4"	1.660"	2 1/4"	2"	5 7/8"	1 1/16"	<b>DA135-3•</b>
1 1/2"	1.900"	2 1/4"	2 1/8"	6"	1 1/16"	<b>DA135-4</b>



**RIGHT ANGLE SWIVEL**

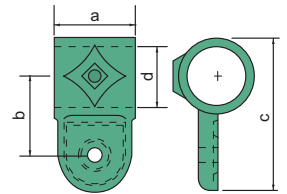
Pipe Size	Tube OD	a	b	c	d	Aluminum
3/4"	1.050"	1 3/8"	1 1/4"	2 9/16"	1 1/16"	<b>DA140-1</b>
1"	1.315"	1 1/2"	1 1/2"	3 1/16"	1 5/16"	<b>DA140-2</b>
1 1/4"	1.660"	2 3/16"	2"	3 15/16"	1 1/16"	<b>DA140-3•</b>
1 1/2"	1.900"	2 1/4"	2 1/4"	4 1/4"	1 15/16"	<b>DA140-4</b>

ELBOWS



**SOCKET SWIVEL**

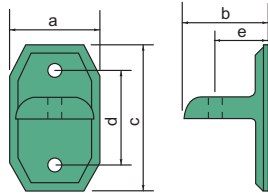
Pipe Size	Tube OD	a	b	c	d	e	Aluminum
3/4"	1.050"	1 5/16"	1 13/16"	2 1/2"	1 1/16"	1"	<b>DA125-1</b>
1"	1.315"	1 5/8"	2 1/8"	2 5/8"	1 5/16"	1 1/4"	<b>DA125-2</b>
1 1/4"	1.660"	2"	2 3/4"	3 3/4"	1 11/16"	1 5/8"	<b>DA125-3•</b>
1 1/2"	1.900"	2 1/4"	2 13/16"	3 3/4"	1 15/16"	1 5/8"	<b>DA125-4</b>



**SWIVEL**

Pipe Size	Tube OD	a	b	c	d	Aluminum
3/4"	1.050"	1 3/8"	1 5/16"	2 9/16"	1 1/16"	<b>DA130-1</b>
1"	1.315"	1 1/2"	1 1/2"	2 7/8"	1 5/16"	<b>DA130-2</b>
1 1/4"	1.660"	2 1/4"	2 1/4"	4"	1 1/16"	<b>DA130-3•</b>
1 1/2"	1.900"	2 1/4"	2 1/4"	4 1/2"	1 15/16"	<b>DA130-4</b>

FLANGES



**ADJUSTABLE FLANGE BASE**

Pipe Size	Tube OD	a	b	c	d	e	Aluminum
3/4"	1.050"	1 1/16"	1 1/2"	2 1/2"	1 11/16"	1 5/16"	<b>DA155-1</b>
1"	1.315"	1 1/16"	1 1/2"	2 1/2"	1 11/16"	1 5/16"	<b>DA155-2</b>
1 1/4"	1.660"	2 1/4"	2 1/2"	3 1/2"	2 5/8"	1 1/2"	<b>DA155-3•</b>
1 1/2"	1.900"	2 1/4"	2 1/2"	3 1/2"	2 5/8"	1 1/2"	<b>DA155-4</b>

SPHERES CAPS



**RAILING STEP AND LANDING COMBINATION**  
(Two DA125, One DA135)

Pipe Size	Tube OD	Aluminum
3/4"	1.050"	<b>DA136-1</b>
1"	1.315"	<b>DA136-2</b>
1 1/4"	1.660"	<b>DA136-3•</b>
1 1/2"	1.900"	<b>DA136-4</b>



**RAILING DOWNTURN OR BRACE FITTING**  
(Two DA125, One DA140)

Pipe Size	Tube OD	Aluminum
3/4"	1.050"	<b>DA141-1</b>
1"	1.315"	<b>DA141-2</b>
1 1/4"	1.660"	<b>DA141-3•</b>
1 1/2"	1.900"	<b>DA141-4</b>

SLIP-ON FITTINGS



**ADJUSTABLE FLANGE**  
(One DA125, One DA155)

Pipe Size	Tube OD	Aluminum
3/4"	1.050"	<b>DA156-1</b>
1"	1.315"	<b>DA156-2</b>
1 1/4"	1.660"	<b>DA156-3•</b>
1 1/2"	1.900"	<b>DA156-4</b>



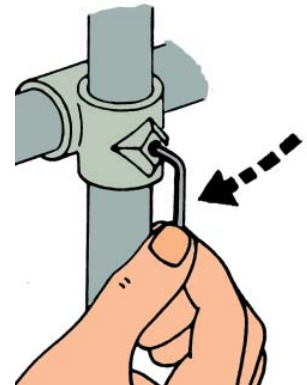
**LEAN-TO FLANGE**  
(One DA155, One DA130)

Pipe Size	Tube OD	Aluminum
1 1/4"	1.660"	<b>DA157-3•</b>
1 1/2"	1.900"	<b>DA157-4</b>

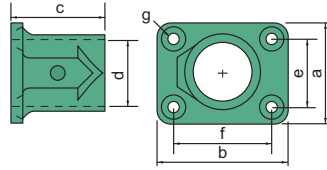


**COUPLING**  
5 1/4" Long

Pipe Size	Tube OD	Aluminum
1 1/4"	1.660"	<b>DA510-3•</b>
1 1/2"	1.900"	<b>DA510-4</b>

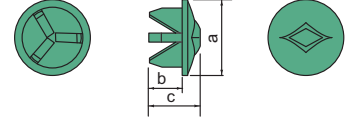


• Denotes part shown in photograph.



**RECTANGULAR BASE FLANGE**

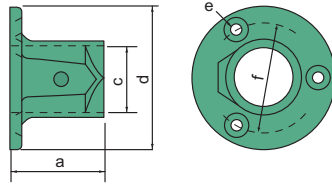
Pipe Size	Tube OD	a	b	c	d	e	f	g	Aluminum
3/4"	1.050"	2 7/8"	1 5/8"	1 1/16"	1 1/16"	2 1/8"	1 1/16"	3 1/16"	<b>DA150S-1</b>
1"	1.315"	2 1/8"	2 3/4"	2 1/16"	1 5/16"	1 7/16"	2"	1/4"	<b>DA150S-2</b>
1 1/4"	1.660"	2 5/16"	3 1/4"	2 7/16"	1 11/16"	1 5/8"	2 5/16"	1/4"	<b>DA150S-3</b>
1 1/2"	1.900"	3 1/16"	3 1/16"	2 1/16"	1 5/16"	2"	2 5/8"	5/16"	<b>DA150S-4</b>



**PLUG**

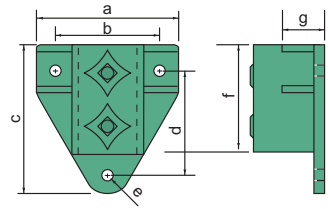
Pipe Size	Tube OD	a	b	c	Aluminum
3/4"	1.050"	1 3/16"	1 3/16"	1/2"	<b>DA500-1</b>
1"	1.315"	1 1/2"	1 1/2"	1/2"	<b>DA500-2</b>
1 1/4"	1.660"	1 7/8"	1 7/8"	3/4"	<b>DA500-3</b>
1 1/2"	1.900"	2 1/16"	2 1/16"	3/4"	<b>DA500-4</b>

Snap-In Plug for Tubing Also Available



**ROUND BASE FLANGE**

Pipe Size	Tube OD	a	c	d	e	f	Aluminum
3/4"	1.050"	1 5/8"	1 1/16"	2 1/2"	3/16"	2"	<b>DA150R-1</b>
1"	1.315"	2 1/8"	1 5/16"	3 3/8"	1/4"	2 3/8"	<b>DA150R-2</b>
1 1/4"	1.660"	2 1/16"	1 11/16"	3 1/2"	1/4"	2 13/16"	<b>DA150R-3</b>
1 1/2"	1.900"	2 11/16"	1 5/16"	4"	5/16"	3 1/4"	<b>DA150R-4</b>



**WALL FLANGE**

Pipe Size	Tube OD	a	b	c	d	e	f	g	Aluminum
1"	1.315"	3 1/2"	2 5/8"	3 5/8"	2 5/16"	5/16"	2 1/2"	1 1/16"	<b>DA160-2</b>
1 1/4"	1.660"	3 11/16"	2 7/8"	3 5/8"	2 5/16"	3/8"	2 11/16"	1 3/16"	<b>DA160-3</b>
1 1/2"	1.900"	4 3/8"	3 3/8"	3 7/8"	2 5/16"	3/8"	2 7/8"	1 1/16"	<b>DA160-4</b>



**HEX HEAD RATCHET**

Pipe Size  
Fits All Sizes **KK98**  
3/4", 1", 1 1/4", 1 1/2" and 2"

**IN-GROUND SOCKET**

For Pools and Removable Rails

This heavy-duty cast socket for 1 1/2" pipe mounts flush with ground surface. A stainless steel locking bolt secures the post and resists corrosion. The railing is easily removed by loosening the lock bolt. Use heavy duty stainless cover flange for a neat looking installation. An electrical ground cover screw is furnished.



**COVER FLANGE**

Mill Finish

Pipe Size	Tube OD	Stainless
1 1/2"	1.900"	<b>2614</b>



**PERMA-SOCKET**

Pipe Size	Tube OD	Depth	Aluminum	Brass
1 1/2"	1.900"	3"	<b>PS-3019</b>	
1 1/2"	1.900"	4"	<b>PS-4019</b>	<b>PS-4019B</b>



Mark • Sales

BRACKETS

WELD FITTINGS

ELBOWS

FLANGES

SPHERES CAPS

SLIP-ON FITTINGS