

**TOE BOARD**  
Mill Finish; 16' Lengths

1/4" x 4" Cast Aluminum  
**B20340**



**TOE BOARD CLIP**  
Mill Finish

Aluminum  
**IR0363**



**EXTRA HEAVY DUTY FASCIA FLANGE**

1 1/8" to center of post  
Four 1 1/16" x 1 3/8" slots

Thickness	Height	Width	Cast Aluminum
7/16"	8"	6"	<b>SR52HD-8</b>



**EXTRUDED FASCIA FLANGE**

1 1/32" to center of post  
Four 7/16" holes  
Includes rubber gasket for mounting

Thickness	Height	Width	Aluminum
3/8"	5"	5"	<b>SR52E-8</b>



**ROUND WALL FLANGE**

9/16" x 1" slot at center for wall mount holes

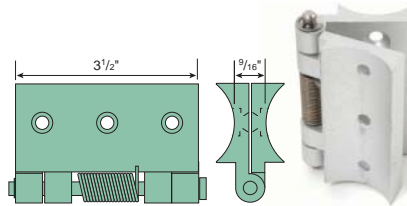
Thickness	Height	Width	Cast Aluminum
5/16"	2 9/16"	3 3/4"	<b>SR43-8</b>



**HEAVY DUTY RECTANGULAR BASE FLANGE**

Four 9/16" holes for 1/2" mounting bolts

Thickness	Height	Base	Cast Aluminum
9/16"	3 1/2"	6" x 7 1/2"	<b>SR48BC-8</b>



**GATE HINGE**

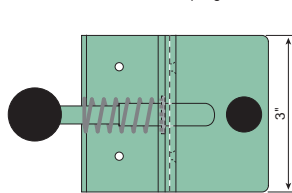
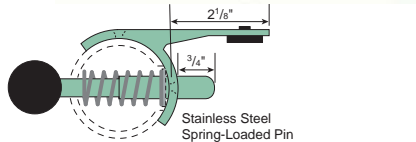
Supplied in sets of two – both with springs.  
Fasten with 1/4-20 x 1/2" Stainless Steel Flat Head Machine Screws not included.

Six 1/4" holes Cast Aluminum  
**IR100**

**ROUND FLOOR FLANGE**

Four 7/16" holes

Thickness	Height	Base Diam.	Cast Aluminum
3/8"	2 5/16"	4 1/2"	<b>SR42-8</b>



**GATE LATCH & STOP**

Cast Aluminum  
**IR101**



WAGNER RAIL SYSTEM

GLASS RAILING

CABLE RAILING

SPIRAL STAIRS BALCONIES

ALUMINUM RAILINGS

BRASS / SS FITTINGS