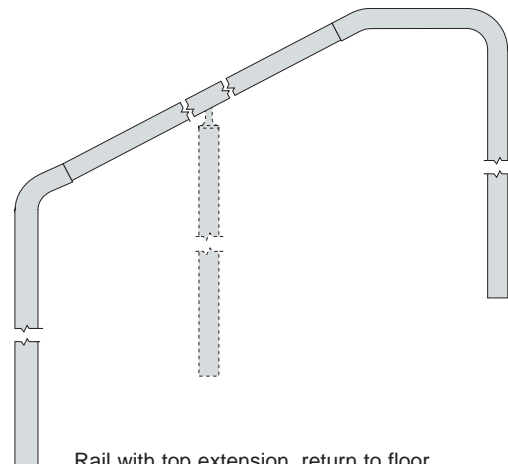
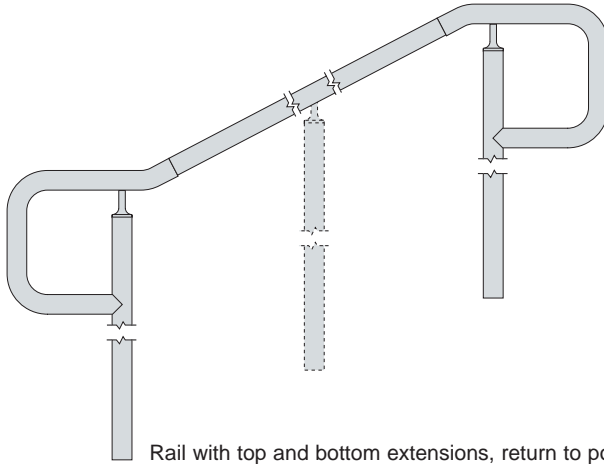


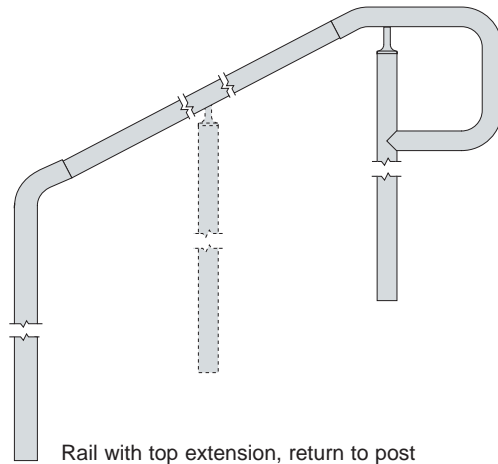
Rail with top and bottom extensions, return to floor



Rail with top extension, return to floor



Rail with top and bottom extensions, return to post



Rail with top extension, return to post

Refer to pages 23 to 29 for infill options.
Refer to page 239 for standard bend options.

For a custom design, send a .dxf file to info@mailwagner.com for a quote.



Bob • Parts Wrapping

WAGNER
RAIL
SYSTEM

GLASS
RAILING

CABLE
RAILING

SPiral STAIRS
BALCONIES

ALUMINUM
RAILINGS

BRASS / SS
FITTINGS