

WAGNERAIL SYSTEM

GLASS RAILING

CABLE RAILING

SPIRAL STAIRS BALCONIES

ALUMINUM RAILINGS

BRASS / SS FITTINGS

RAIL ENDS AND WALL RETURNS

The components on these two pages are designed for use with our **Slotted Cap Rail** sections. They are fabricated from aluminum and stainless steel pipe with a diameter matching that of **Wagner's Slotted Cap Rail**. The **Transition Sleeve** shown on the next page allows the **Cap Rail** to be joined with the thicker walled **Wall Returns** and **Rail Ends**.



Jon • Wagnerail Systems

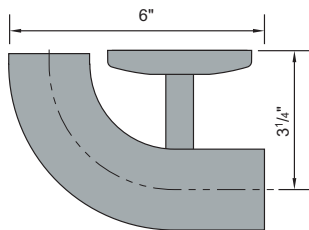


3M™ SCOTCH-WELD™ EPOXY
 Applicator Gun with Plunger, EPX100
 1 50 ml Epoxy and 2 Tips EPX100R
 1 50ml Epoxy Cartridge EPX100R
 Refill and 2 Tips EPX100P
 Plunger EPX100P

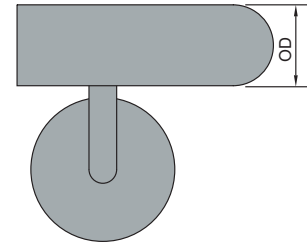
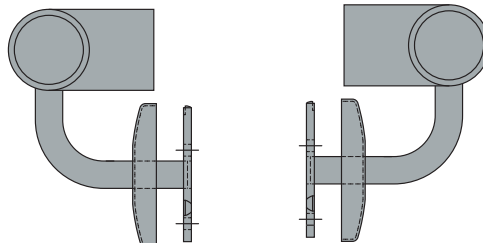
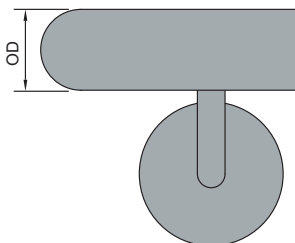
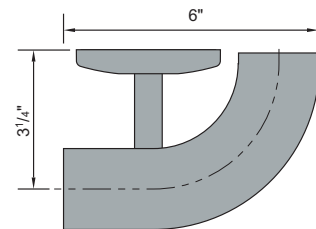
WALL RETURN WITH HANDRAIL BRACKET

Splice to **Slotted Cap Rail** using internal **Transition Sleeve** with **Epoxy**.

For **Lumenrail**, wires may be routed through **Wall Return**.



All metals have a recycle content and high reclamation rate. Contact Wagner for data relating to your specific product selections.



LEFT HAND WALL RETURN WITH HANDRAIL BRACKET

OD	Wall	Satin Aluminum	Satin Stainless
1.660"	.140"	LU540L	LU520L
1.900"	.145"	LU530L	LU510L

RIGHT HAND WALL RETURN WITH HANDRAIL BRACKET

OD	Wall	Satin Aluminum	Satin Stainless
1.660"	.140"	LU540R	LU520R
1.900"	.145"	LU530R	LU510R