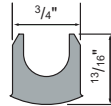


**PROTECTIVE INSERT**

a	b	c	Length	PVC
3/8"	3/4"	1"	5'	GR9396-5
1/2"	3/4"	1"	5'	GR9397-5
1/2"	3/4"	1 1/4"	5'	GR9394-5

These inserts are used to adapt the **3Form ecoresin™**, **Glass** and **Archimesh™** panels to sit within the **Slotted Tube** openings.



**SLOTTED TUBE INSERT**

This insert is useful in closing up gaps between **Light Sticks**, **Brackets** and **Mounting Clips** within the **Cap Rail** slot. Apply silicone sealant/adhesive to interior of channel on slotted **Cap Rail** and insert as required.

	Part Number
Neoprene, Black	LU001
Neoprene, Gray	LU001G

Available in one foot increments.



**END CAPS**

16 Ga. Thickness

Use **Epoxy** for attachment – see page 12.

OD	Satin Finish Aluminum	Satin Finish Stainless
1.66"	GR2166EM	GR3166EM
1.90"	GR2190EM	GR3190EM

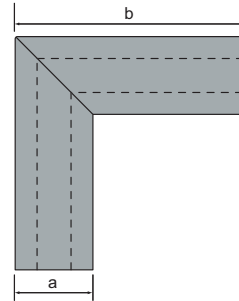
**INTERNAL SPLICE**

This internal connector is used to splice **Slotted Cap Rail** sections.

Produced from extruded aluminum for use with Aluminum or Stainless Steel **Cap Rails**. 4" in length.

Use **Epoxy** for attachment – see page 12.

a	Aluminum	Stainless
1.66"	GR2166S	GR3166S
1.90"	GR2190S	GR3190S

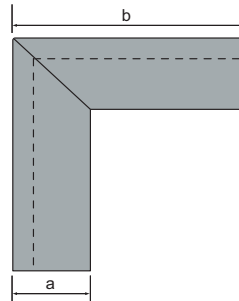
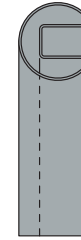


**HORIZONTAL MITER ELBOWS**

Satin Finish

Use with **Internal Splice** and **Epoxy Adhesive** – see page 12.

a	b	Aluminum	Stainless
1.66"	6"	GR2166MK.4	GR3166MK.4
1.90"	6"	GR2190MK.4	GR3190MK.4



**VERTICAL MITER ELBOWS**

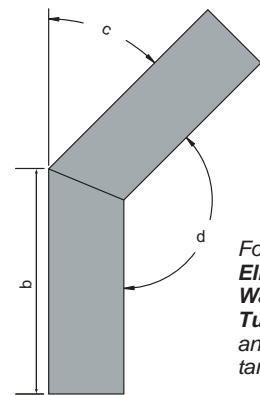
Satin Finish

Use with **Internal Splice** and **Epoxy Adhesive** – see page 12.

a	b	Aluminum	Stainless
1.66"	6"	GR2166MKV.4	GR3166MKV.4
1.90"	6"	GR2190MKV.4	GR3190MKV.4



**CUSTOM ANGLES FOR MITER ELBOWS ARE AVAILABLE UPON REQUEST**



For **Custom Miter Elbows**, provide **Wagner with Slotted Tube** diameter; angles **c** and **d**, and tangent length **b**.



WAGNERAIL SYSTEM

GLASS RAILING

CABLE RAILING

SPIRAL STAIRS BALCONIES

ALUMINUM RAILINGS

BRASS / SS FITTINGS